
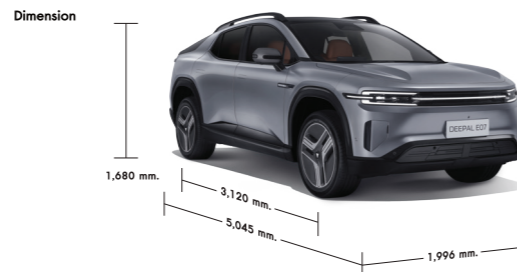


SPECIFICATION

Grade	RWD	Performance AWD
Dimension		
Length x Width x Height (mm)	5,045 x 1,996 x 1,680	
Wheelbase (mm)	3,120	
Wheel Track Front / Rear (mm)	1,680 / 1,690	
Wheel	21 Inches Alloy Wheel with Cover	
Tire Size	265/45 R21	
Seating Capacity	5	
Performance		
Rear Motor Type	Permanent Magnet Synchronous Motor	
Total Power (kW)	190	440
Total Torque (N-m)	365	645
Front Motor Power (kW)	-	188
Front Motor Torque (N-m)	-	280
Drivetrain	Rear Wheel Drive (RWD)	All Wheel Drive (AWD)
Battery Type	Ternary Lithium	
Battery Capacity (kWh)	89.98	
Charging Information		
Maximum AC Charging Power (kW)	6.6	
Maximum DC Charging Power (kW)	240	
DC Charging Time 30 - 80% (Minute)	15	
Vehicle to Load (V2L)	•	
Regenerative Braking System	•	
Chassis System		
Steering Wheel	Electric Power Steering (EPS)	
Minimum Turning Radius (m)	6.15	
Air Suspension and Continuous Damping Control (CDC)	•	
Front Suspension System	Double Wishbone Independent Suspension	
Rear Suspension System	H-arm Multi-Link Independent Suspension	
Front Braking System	Ventilated Disc	
Rear Braking System	Ventilated Disc	
Exterior		
LED Daytime Running Light	•	
Star Ring LED Headlights with Auto On-Off	•	
Height Adjustable Headlights	•	
Star Ring LED Taillights	•	
Rear Fog Light	•	
Cabin Anti-UV Panoramic Glass Roof with Electric Sunshade	•	
Electric Trunk Glass Roof	•	
Electric Tailgate and Rear Window	•	
Electric Hidden Door Handles	•	
Electric Adjustable and Foldable Side Door Mirrors	•	
Side Door Mirrors Memory Function	•	
Auto Folding Side Door Mirrors when Lock	•	
Auto Tilt Side Door Mirrors when Reversing	•	
Rain Sensor	•	
Front Trunk	•	
Electric Charging Port Cover	•	
Roof Rack	•	
Interior		
Partition Panel and Electric Partition Glass	•	
Auto Dimming Rearview Mirror	•	
Electric Interior Door Open Button	•	
Multi-function Steering Wheel with Shortcut Button	•	
4-Way Electric Adjustment Steering Wheel with Memory Function	•	
Driver Seat		
• 8-Way Electric Adjustment with 4-Way Electric Lumbar Support and 2-Way Electric Leg Rest	•	
• Zero Gravity Function	•	
• Ventilation System	•	
• Memory Function	•	
• Easy Entry & Exit Function	•	
Front Passenger Seat		
• 8-Way Electric Adjustment with 4-Way Electric Lumbar Support and 2-Way Electric Leg Rest	•	
• Zero Gravity Function	•	
• Ventilation System	•	
• Memory Function	•	
• Easy Entry & Exit Function	•	
Rear Seat		
• Adjustable and 60:40 Foldable Backrest	•	
• Compartment below The Seat	•	
• Armrest with Cup Holders	•	
• ISOFIX	•	
Seat Material	Synthetic Leather	
Front Armrest with Cup Holders	•	
Front Sun Visors with Mirrors and Lights	•	
Touch Type Cabin Light	•	
256 Colors Ambient Light	•	
No. of USB	USB-A 1 Position / USB-C 2 Positions	
12 V Power Outlet	•	
220 V Power Outlet	•	
Air Conditioning System		
Dual-zone Auto A/C	•	
Rear A/C Outlet	•	
PM2.5 Monitoring System	•	
Plasma Generator Air Purifier	•	

Grade	RWD	Performance AWD
Intelligent Cabin		
Drive Mode	•	
15.4 Inches Sunflower Touchscreen Display	•	
Navigation System	•	
Head-up Display (HUD)	•	
No. of Speaker	18 Positions	
Outside Speaker	•	
Inside Voice Control	•	
Outside Voice Control	•	
Smartphone Connection	•	
50 W Wireless Charger	•	
Scenario Modes Selection System	•	
Mobile Application Remote Control	•	
In-car Monitoring System	•	
NFC Card Key	•	
Intelligent Driving Assistance System		
Auto Parking Assist (APA)	•	
Remote Parking Assist (RPA)	•	
Remote Straight In and Out (RSIO)	•	
Rear Assist Driving System (RADS)	•	
Integrated Adaptive Cruise Control (IACC)	•	
Traffic Jam Assist (TJA)	•	
Lane Centering Control (LCC)	•	
Lateral Deviation Control (LDC)	•	
User Directed Lane Change (UDLC)	•	
Forward Collision Warning (FCW)	•	
Front Cross Traffic Alert (FCTA)	•	
Front Cross Traffic Braking (FCTB)	•	
Automatic Emergency Braking (AEB)	•	
Lane Departure Warning (LDW)	•	
Lane Keeping Assist (LKA)	•	
Emergency Lane Keeping (ELK)	•	
Rear Collision Warning (RCW)	•	
Blind Spot Detection (BSD)	•	
Rear Cross Traffic Alert (RCTA)	•	
Rear Cross Traffic Braking (RCTB)	•	
Lane Change Assist (LCA)	•	
Safe Exit Warning (SEW)	•	
Overspeed Warning (OSW)	•	
Traffic Sign Recognition (TSR)	•	
Front Auto High Beam (FAB)	•	
Safe Distance Warning (SDW)	•	
Safety		
Front Side Airbags	•	
Rear Side Airbags	•	
Side Curtain Airbags	•	
Around View Camera with Transparent Chassis	•	
Around View Drive Video Recorder	•	
Sentry Mode	•	
Driver Fatigue Monitoring System (DMS)	•	
Anti-lock Braking System (ABS)	•	
Electronic Brakeforce Distribution (EBD)	•	
Brake Assist (BA)	•	
Electronic Stability Program (ESP)	•	
Traction Control System (TCS)	•	
Hill Hold Control (HHC)	•	
Hill Descent Control (HDC)	•	
Rollover Mitigation System (ROM)	•	
Electric Parking Brake with Auto Hold Function	•	
No. of Ultrasonic Sensor	Front 6 Positions / Rear 6 Positions	
Front Height Adjustable Seat Belts	•	
Front and Rear Seat Belt Reminders	•	
Front Pre-tensioner and Force-limiter Seat Belts	•	
Tire Pressure Monitoring System (TPMS)	•	
Tire Repair Kit	•	



DEEPAL E07

WORLD'S FIRST TRANSFORMER SUV



Prime EV Automobiles (Pvt) Ltd
 Subsidiary of Senak Trade Combine (Pvt) Ltd
 482, T.B.Jayah Mawatha,
 Colombo 10, Sri Lanka.
 Sales hotline - 0117 44 33 44
 After sales hotline - 0117 42 43 65
 info@deepal.lk
 www.deepal.lk

EFFICIENT AND SAFE



Maximum DC Charging Power of 240 kW

A large battery, equipped with an efficient and safe battery management system, provides a long electric driving range. It also supports fast charging, maximum of 240 kW, allowing the battery to go from 30% to 80% within 15 minutes.



Electric Trunk Glass Roof, Rear Window and Tailgate

Experience a new level of convenience with a trunk glass roof, rear window and tailgate that can be opened and closed independently, offering maximum flexibility for storing belongings, family trips or outdoor activities.



Front Zero Gravity Seats

Experience superior comfort with front seats offering 14-way electric adjustment and a ventilation system, ensuring perfect support for every posture throughout the journey.



VERSATILE SPACE



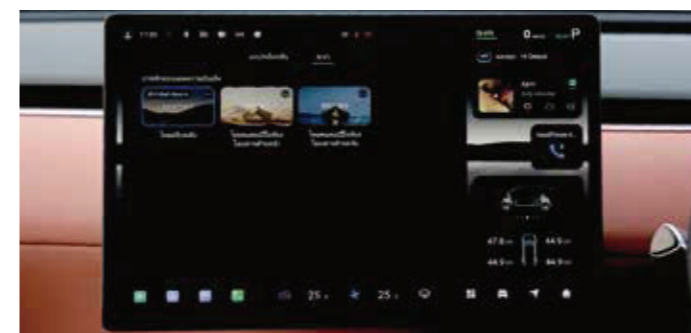
STRONG AND STEADY



Air Suspension and Continuous Damping Control (CDC)

A suspension system with adjustable height and damping, designed to adapt to every driving need. Raise the height for better visibility and safety on rough terrains, lower it and increase damping for high-speed stability, or soften it to enhance driving comfort.

ADVANCED INTELLIGENCE



Scenario Mode and Sentry Mode

Enjoy various scenario modes such as Nap Mode and Camping Mode, which adjust the cabin space and create the perfect ambiance. Additionally, Sentry Mode monitors the surroundings and records videos to track suspicious activities or threats when the vehicle is unattended.

Integrated Adaptive Cruise Control (IACC) and Auto Parking Assist (APA)

IACC helps maintain a safe distance from the vehicle ahead and keeps the vehicle centered in its lane, reducing fatigue during long drives. Additionally, APA enables smooth and precise parking, even in tight spaces, making parking effortless and adding convenience to your everyday life.

